



FS – SFSU Facilities Services

Logging In as a SFSU Guest or Affiliate

Including consultants, contractors,
architects and engineers

For further support or additional training materials please contact the Customer Service Center in Facilities Services by phone at (415) 338-1568 or by email at plantops@sfsu.edu

Consultants, engineers, architects, and others who have been granted access to MetaBIM's FacilitiesLink platform should log in as a campus guest or affiliate.

The screenshot shows the SF State FacilitiesLink website. At the top, the SF State logo and "SF State FacilitiesLink" are on the left, and "San Francisco State University | A-Z Index | Calendar | Login | Print Version" are on the right. Below the header, a "Navbar" section includes "Home : Public" and a date/time stamp "4/3/19 8:48 am" with "CSU Login" buttons. The main content area features a background image of a cityscape with a bay. A central box labeled "Login to FacilitiesLink" points to three login options: "SF State Gateway MySFSU Portal" (purple icon), "EFH Community Housing Tenants" (yellow icon), and "SFSU Affiliates Consultants / Guests" (green icon). The green icon box is circled in green, and a green arrow points to it from the left. Each login option includes a "Login Instructions" link. At the bottom, a footer box provides contact information for the Customer Service Center in Facilities Services.

SF State FacilitiesLink

San Francisco State University | A-Z Index | Calendar | Login | Print Version

Navbar Home : Public 4/3/19 8:48 am CSU Login

Login to FacilitiesLink

SF State Gateway
MySFSU Portal

EFH Community
Housing Tenants

SFSU Affiliates
Consultants / Guests

Login Instructions

Login Instructions

Login Instructions

If you have additional questions about any of the information on the SF State FacilitiesLink website, or need technical assistance with these pages, please contact the **Customer Service Center in Facilities Services** by phone at (415) 338-1568 or by email at <plantops@sfsu.edu>.

Enter your MetaBIM Username and Password and click 'Login'

SF State FacilitiesLink | San Francisco State University | A-Z Index | Calendar | Login | Print Version

Navbar | Home - Login | 4/3/19 | 8:48 am | CSU | Login

[Apply for Account](#) | **Guest Account - Login Required** | [Forgot Password?](#)

Please login by providing your username and password in the fields below. If you're a new user, please follow the *Apply for Account* link to the left. If you've forgotten your password, follow the link at the right to receive a *Password Reminder* email message.

Username:

Password:

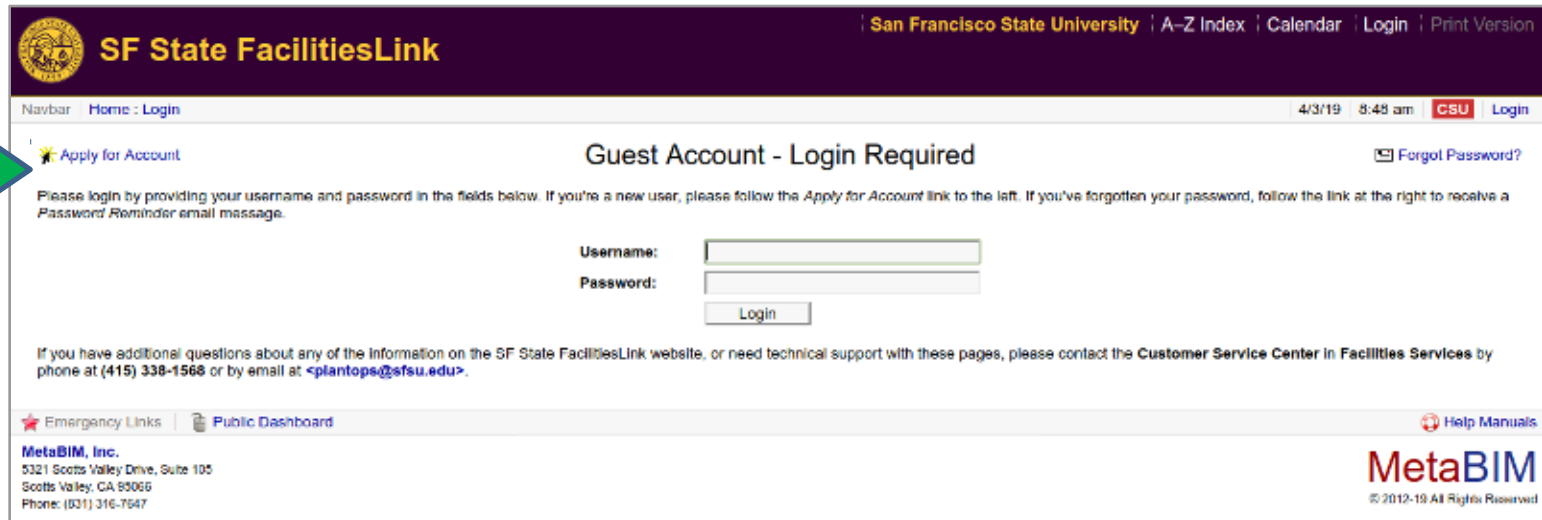
If you have additional questions about any of the information on the SF State FacilitiesLink website, or need technical support with these pages, please contact the **Customer Service Center in Facilities Services** by phone at **(415) 338-1568** or by email at cplantops@sfsu.edu.

[Emergency Links](#) | [Public Dashboard](#) | [Help Manuals](#)

MetaBIM, Inc.
5321 Scotts Valley Drive, Suite 105
Scotts Valley, CA 95066
Phone: (831) 316-7647

MetaBIM
© 2012-19 All Rights Reserved

If you don't have an account click on 'Apply for Account'.



SF State FacilitiesLink | San Francisco State University | A-Z Index | Calendar | Login | Print Version

Navbar | Home - Login | 4/3/19 | 8:48 am | CSU | Login

[Apply for Account](#) | **Guest Account - Login Required** | [Forgot Password?](#)

Please login by providing your username and password in the fields below. If you're a new user, please follow the [Apply for Account](#) link to the left. If you've forgotten your password, follow the link at the right to receive a [Password Reminder](#) email message.

Username:

Password:

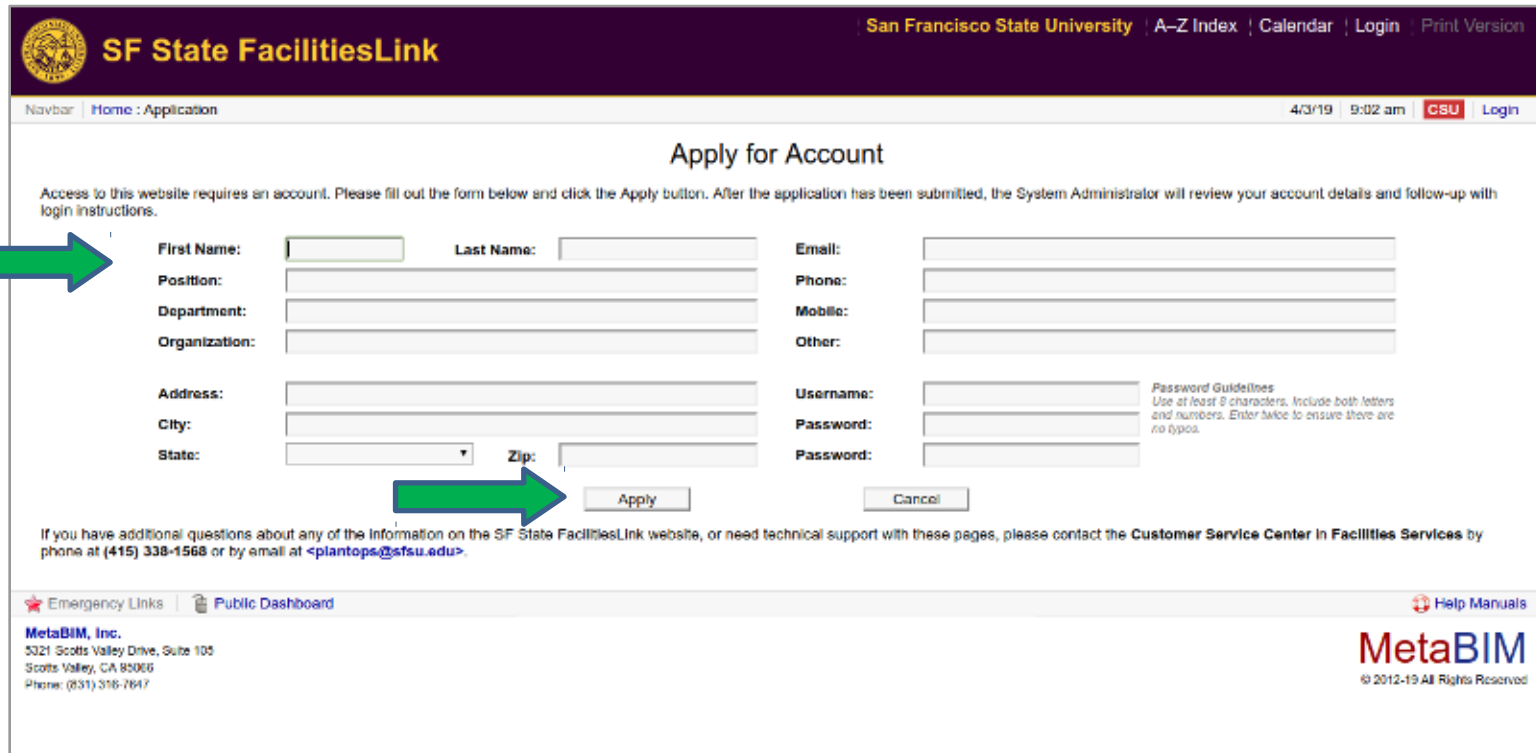
If you have additional questions about any of the information on the SF State FacilitiesLink website, or need technical support with these pages, please contact the **Customer Service Center in Facilities Services** by phone at **(415) 338-1568** or by email at cpantops@sfsu.edu.

[Emergency Links](#) | [Public Dashboard](#) | [Help Manuals](#)

MetaBIM, Inc.
5321 Scotts Valley Drive, Suite 105
Scotts Valley, CA 95066
Phone: (831) 316-7647

MetaBIM
© 2012-19 All Rights Reserved

To apply for an account on MetaBIM fill in the fields below. Please use your work contact information. Provide a username and password. Accounts must be activated by the system administrator who can be contacted with the number provided



SF State FacilitiesLink San Francisco State University | A-Z Index | Calendar | Login | Print Version

Navbar | Home : Application 4/3/19 9:02 am CSU Login

Apply for Account

Access to this website requires an account. Please fill out the form below and click the Apply button. After the application has been submitted, the System Administrator will review your account details and follow-up with login instructions.

First Name: **Last Name:** **Email:**

Position: **Phone:**

Department: **Mobile:**

Organization: **Other:**

Address:

City: **Username:** Password Guidelines
Use at least 8 characters. Include both letters and numbers. Enter twice to ensure there are no typos.

State: **Zip:** **Password:**

Password:

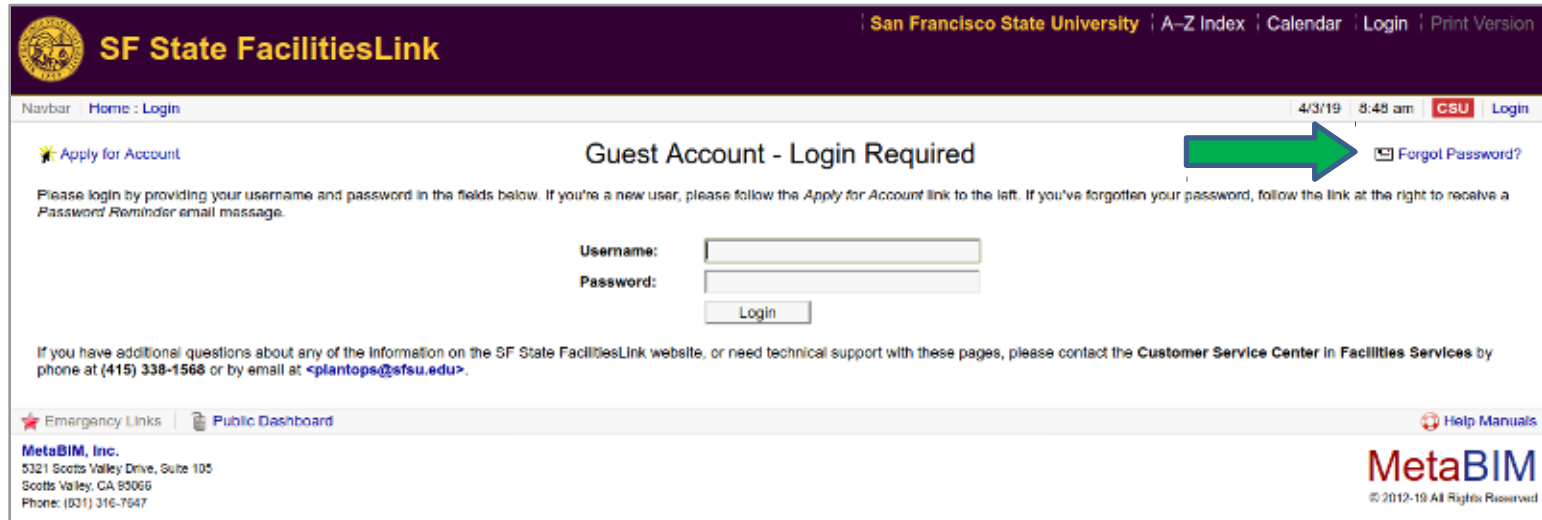
If you have additional questions about any of the information on the SF State FacilitiesLink website, or need technical support with these pages, please contact the **Customer Service Center in Facilities Services** by phone at (415) 338-1568 or by email at plantops@sfsu.edu.

Emergency Links | Public Dashboard | Help Manuals

MetaBIM, Inc.
5321 Scotts Valley Drive, Suite 105
Scotts Valley, CA 95066
Phone: (831) 318-7647

MetaBIM
© 2012-19 All Rights Reserved

If you have an account but have forgot your password click on the 'Forgot Password' Link



The screenshot shows the SF State FacilitiesLink login page. At the top, there is a navigation bar with the SF State logo and the text "SF State FacilitiesLink". To the right of the logo, there are links for "San Francisco State University", "A-Z Index", "Calendar", "Login", and "Print Version". Below the navigation bar, there is a "Navbar" section with "Home - Login" and a date/time display "4/3/19 8:48 am CSU Login". The main content area is titled "Guest Account - Login Required" and features a green arrow pointing to a "Forgot Password?" link. Below the title, there is a login form with fields for "Username:" and "Password:", and a "Login" button. A message below the form reads: "Please login by providing your username and password in the fields below. If you're a new user, please follow the Apply for Account link to the left. If you've forgotten your password, follow the link at the right to receive a Password Reminder email message." At the bottom of the page, there is a footer with "Emergency Links", "Public Dashboard", "Help Manuals", and contact information for MetaBIM, Inc. (5321 Scotts Valley Drive, Suite 105, Scotts Valley, CA 95066, Phone: (831) 316-7647). The MetaBIM logo and copyright notice "© 2012-19 All Rights Reserved" are also present in the footer.

San Francisco State University | A-Z Index | Calendar | Login | Print Version

Navbar Home - Login 4/3/19 8:48 am CSU Login

Apply for Account

Guest Account - Login Required

[Forgot Password?](#)

Please login by providing your username and password in the fields below. If you're a new user, please follow the *Apply for Account* link to the left. If you've forgotten your password, follow the link at the right to receive a *Password Reminder* email message.

Username:

Password:

Login

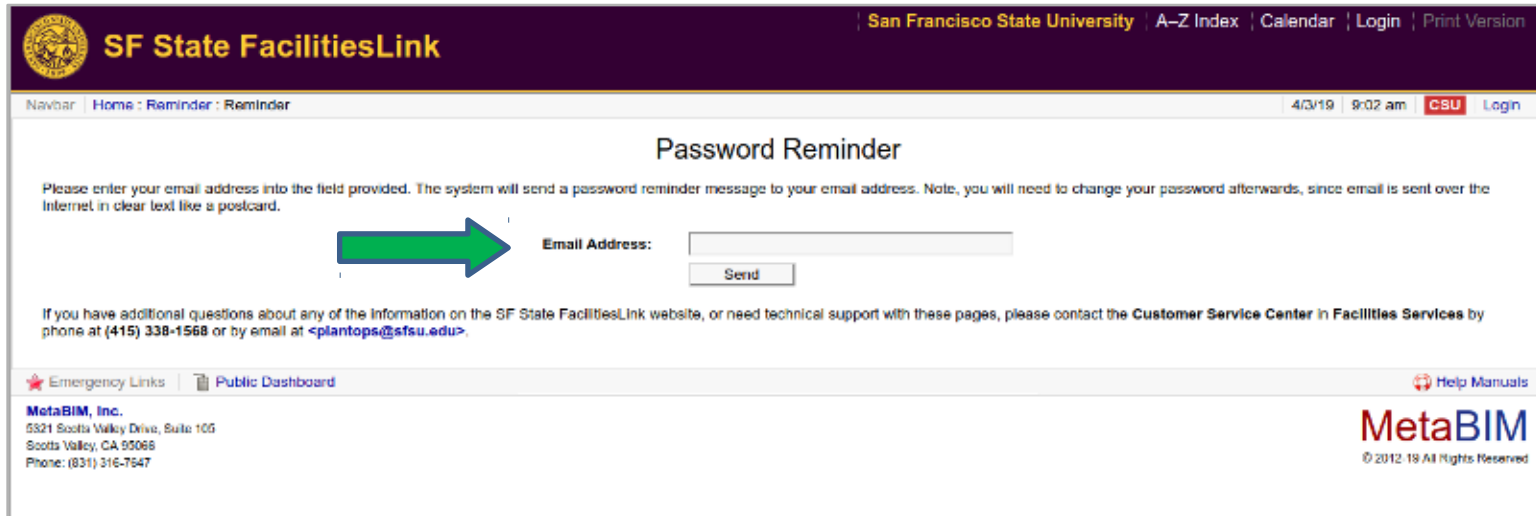
If you have additional questions about any of the information on the SF State FacilitiesLink website, or need technical support with these pages, please contact the **Customer Service Center in Facilities Services** by phone at **(415) 338-1568** or by email at cpantops@sfsu.edu.

Emergency Links | Public Dashboard | Help Manuals

MetaBIM, Inc.
5321 Scotts Valley Drive, Suite 105
Scotts Valley, CA 95066
Phone: (831) 316-7647

MetaBIM
© 2012-19 All Rights Reserved

Enter the email address associated with your MetaBIM account and you will be sent a reminder of your password. If you don't receive an email please contact the system administrator at the number provided.




SF State FacilitiesLink San Francisco State University | A-Z Index | Calendar | Login | Print Version

Navbar | Home | Reminder | Reminder 4/3/19 9:02 am CSU Login

Password Reminder

Please enter your email address into the field provided. The system will send a password reminder message to your email address. Note, you will need to change your password afterwards, since email is sent over the Internet in clear text like a postcard.

 Email Address:

If you have additional questions about any of the information on the SF State FacilitiesLink website, or need technical support with these pages, please contact the **Customer Service Center in Facilities Services** by phone at (415) 338-1568 or by email at plantops@sfsu.edu.

[Emergency Links](#) | [Public Dashboard](#) [Help Manuals](#)

MetaBIM, Inc.
5321 Scotts Valley Drive, Suite 105
Scotts Valley, CA 95068
Phone: (831) 316-7547

MetaBIM
© 2012-19 All Rights Reserved

Once logged into FacilitiesLink you can now use the system. For more training or support materials search the 'Help Manuals' section or reach out to your system administrator.

SF State FacilitiesLink

San Francisco State University | A-Z Index | Calendar | Login | Print Version

meisbim 4/3/19 9:19 am CSU Logout

There are 2740 pending room changes. There are 10 pending floor changes. There are 76 pending building changes.

SF State FacilitiesLink

- My Info**
Data Connections
- Campuses**
Regions, Locations
- Buildings**
Home Pages, Reports
- Grounds**
Maps, Site Features
- Floor Plans**
Existing Condition CAD
- Space Inventory**
Rooms, Space, Reports
- Divisions**
VPs, Colleges, Auxiliaries
- Departments**
Org Chart, Home Pages
- Space Type**
Space Classifications
- Function**
Activity Classifications
- Property**
Parcels, Easements
- Leasing**
Landlords, Tenants
- Equipment**
Asset Management
- Features**
Non-Equipment Assets
- Conditions**
Designations, Hazards
- Infrastructure**
Major / Site Utilities
- Energy**
Energy Reporting
- Instruction**
Class Schedule
- Research**
Sponsored Projects
- Indirect Cost**
Research Accounting
- Key Control**
Locks, Keys, Requests
- Master Plans**
Map, Legend, Narrative
- Major Capital**
Reports, Home Pages
- Minor Projects**
Reports, Home Pages
- Insurance**
OCIP / BRIP Programs
- Relocations**
Expansions and Moves
- Call Center**
Active Issues Board
- Work Orders**
Work Control, Reports
- Mobile Work**
Track Time and Status
- Campus Maps**
Aerial, Site, GIS/CAD
- Roof Plans**
Composite Roof Plans
- Plan Sets**
Construction Drawings
- Contacts**
Directory, Address Books
- Schedules**
Dates, Events, Calendars
- Timecard**
Hours, Labor, Reporting
- Documents**
Online Folders / Files
- Pictures**
Image Galleries, Uploads
- Comments**
Online Forums, Blogs
- Database**
Queries, Data Mining
- GIS Explorer**
Features, Linework
- Events**
Facilities Scheduling
- ISES Corp**
AMS Integration Link

If you have additional questions about any of the information on the SF State FacilitiesLink website, or need technical support with these pages, please contact the **Customer Service Center in Facilities Services** by phone at (415) 338-1568 or by email at <plantops@sfsu.edu>.

Emergency Links | Public Dashboard | Add Bookmark | Help Manuals