



FS – SFSU Facilities Services

Logging In as a member of SFSU EFH Community

For further support or additional training materials please contact the Customer Service Center in Facilities Services by phone at (415) 338-1568 or by email at plantops@sfsu.edu

Members of the Employee Family Housing Community including legacy tenants should login using the middle icon 'EFH Community Housing Tenants'.

The image shows a screenshot of the SF State FacilitiesLink website. At the top, there is a navigation bar with the SF State logo, the text "SF State FacilitiesLink", and links for "San Francisco State University", "A-Z Index", "Calendar", "Login", and "Print Version". Below the navigation bar, there is a secondary bar with "Navbar", "Home : Public", the date "4/3/19", the time "8:48 am", and "CSU Login". The main content area features three login options, each with a person icon and a "Login Instructions" link. The middle option, "EFH Community Housing Tenants" with a yellow icon, is highlighted with a green circle and a green arrow pointing to it from the left. Above this highlighted option is a white box with the text "Login to FacilitiesLink". At the bottom of the page, there is a white box with contact information for the Customer Service Center in Facilities Services.

San Francisco State University | A-Z Index | Calendar | Login | Print Version

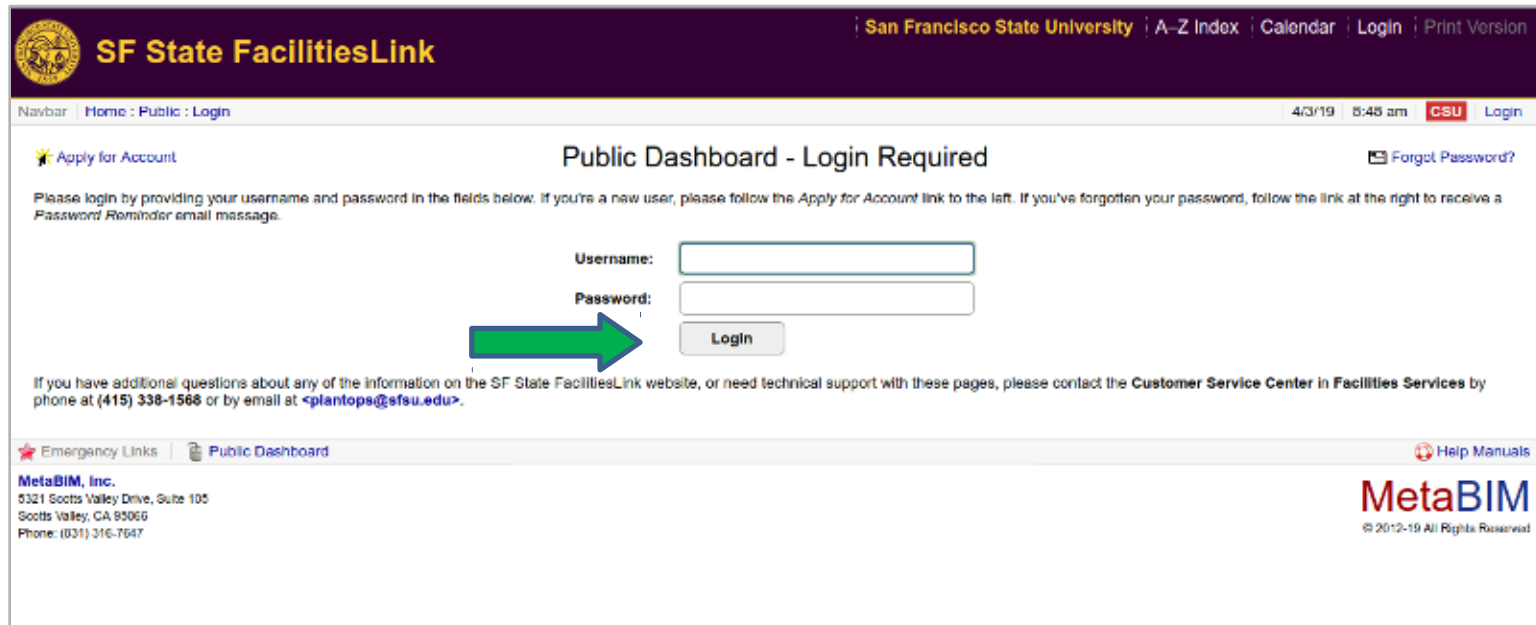
Navbar | Home : Public | 4/3/19 | 8:48 am | CSU | Login

Login to FacilitiesLink

- SF State Gateway MySFSU Portal
- EFH Community Housing Tenants**
- SFSU Affiliates Consultants / Guests

If you have additional questions about any of the information on the SF State FacilitiesLink website, or need technical assistance with these pages, please contact the **Customer Service Center in Facilities Services** by phone at (415) 338-1568 or by email at <plantops@sfsu.edu>.

Enter your FacilitiesLink user name and password then click 'Login'



SF State FacilitiesLink | San Francisco State University | A-Z Index | Calendar | Login | Print Version

Navbar | Home : Public : Login | 4/3/19 | 8:48 am | CSU | Login

[Apply for Account](#) | **Public Dashboard - Login Required** | [Forgot Password?](#)

Please login by providing your username and password in the fields below. If you're a new user, please follow the *Apply for Account* link to the left. If you've forgotten your password, follow the link at the right to receive a *Password Reminder* email message.

Username:

Password:

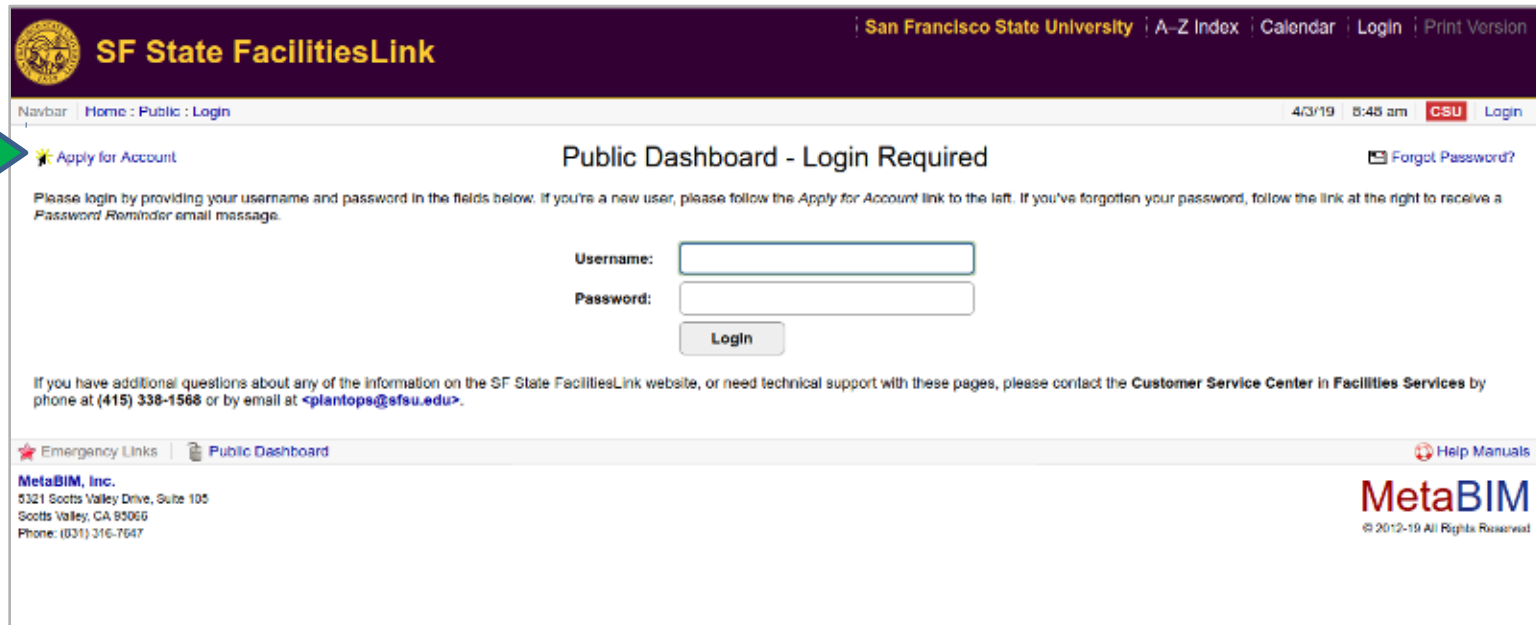
If you have additional questions about any of the information on the SF State FacilitiesLink website, or need technical support with these pages, please contact the **Customer Service Center in Facilities Services** by phone at (415) 338-1568 or by email at splantops@sfu.edu.

[Emergency Links](#) | [Public Dashboard](#) | [Help Manuals](#)

MetaBIM, Inc.
5321 Scotts Valley Drive, Suite 105
Scotts Valley, CA 95066
Phone: (831) 316-7647

MetaBIM
© 2012-19 All Rights Reserved

If you don't have an account click on 'Apply for Account'.



SF State FacilitiesLink | San Francisco State University | A-Z Index | Calendar | Login | Print Version

Navbar | Home : Public : Login | 4/3/19 | 8:48 am | CSU | Login

[★ Apply for Account](#) | **Public Dashboard - Login Required** | [Forgot Password?](#)

Please login by providing your username and password in the fields below. If you're a new user, please follow the *Apply for Account* link to the left. If you've forgotten your password, follow the link at the right to receive a *Password Reminder* email message.

Username:

Password:

If you have additional questions about any of the information on the SF State FacilitiesLink website, or need technical support with these pages, please contact the **Customer Service Center in Facilities Services** by phone at **(415) 338-1568** or by email at splantops@sfsu.edu.

[★ Emergency Links](#) | [Public Dashboard](#) | [Help Manuals](#)

MetaBIM, Inc.
5321 Scotts Valley Drive, Suite 105
Scotts Valley, CA 95066
Phone: (831) 316-7647

MetaBIM
© 2012-19 All Rights Reserved

Fill out the requested information. Keep in mind that the only required fields have a red asterisk next to them. Once complete click on the Apply Link. If you have any trouble please contact the System Administrator at the number below.

SF State FacilitiesLink San Francisco State University | A-Z Index | Calendar | Login | Print Version

Navbar | Home : Public : Login : Apply 4/3/19 9:25 am CSU Login

Public Dashboard - Apply for Account

* - Required Field

Public access to the Public Dashboard requires an account. Please fill out the form below and click the Apply button. After the application has been submitted, the System Administrator will review your account details. If the account is approved, you will receive a follow-up notification via email with login instructions.

First Name *	<input type="text"/>	Last Name *	<input type="text"/>	Email *	<input type="text"/>
Position:	<input type="text"/>			Phone *	<input type="text"/>
Department:	<input type="text"/>			Password *	<input type="text"/>
Organization:	<input type="text"/>			Pass Again *	<input type="text"/>

Enter the password twice to ensure there are no typo errors.

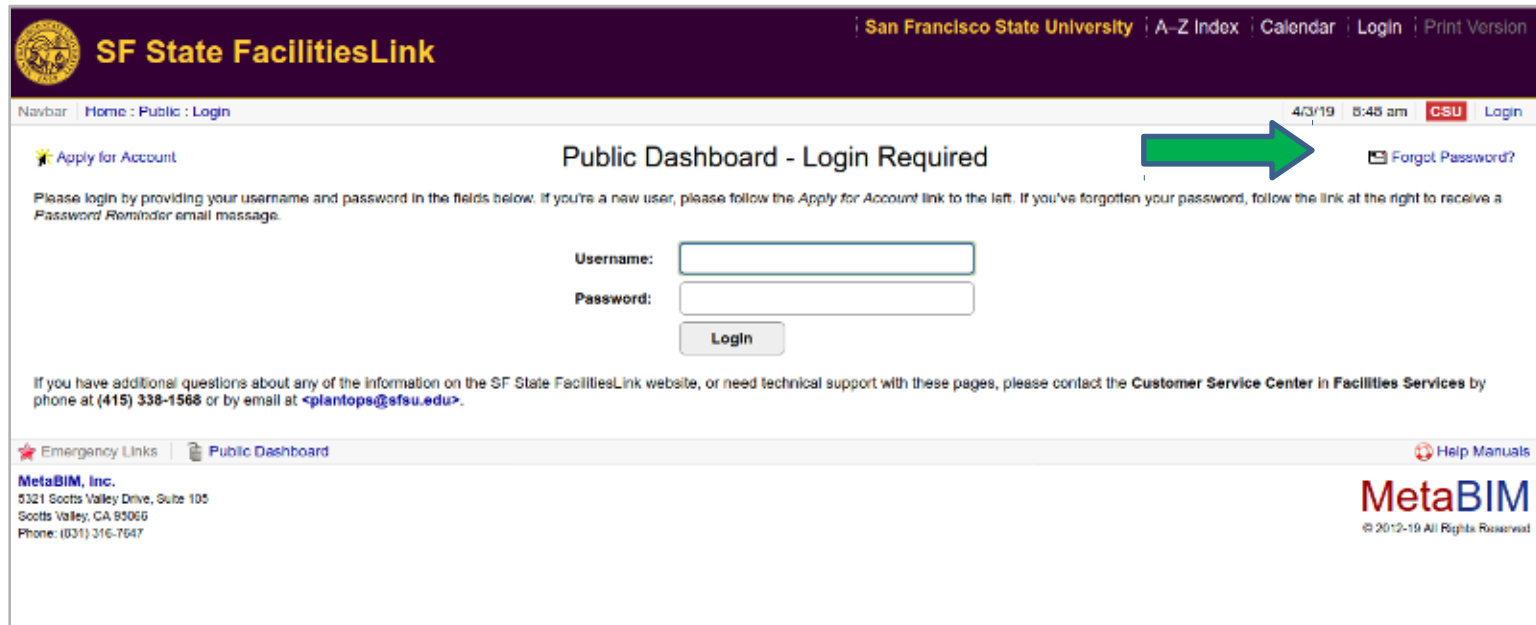
If you have additional questions about any of the information on the SF State FacilitiesLink website, or need technical support with these pages, please contact the **Customer Service Center** in Facilities Services by phone at **(415) 338-1568** or by email at plantops@sfsu.edu.

Emergency Links | Public Dashboard | Help Manuals

MetaBIM, Inc.
3321 Scotts Valley Drive, Suite 105
Scotts Valley, CA 95066
Phone: (831) 318-7847

MetaBIM
© 2012-19 All Rights Reserved

If you forgot your password click on the 'Forgot Password' Link.



The screenshot shows the SF State FacilitiesLink Public Dashboard. At the top, there is a navigation bar with the SF State logo, the title "SF State FacilitiesLink", and links for "San Francisco State University", "A-Z Index", "Calendar", "Login", and "Print Version". Below this is a secondary navigation bar with "Navbar", "Home", "Public", and "Login". The main content area is titled "Public Dashboard - Login Required" and includes a green arrow pointing to a "Forgot Password?" link. The login form consists of "Username:" and "Password:" labels, corresponding input fields, and a "Login" button. A "Forgot Password?" link is located to the right of the password field. Below the form, there is a paragraph of text providing contact information for the Customer Service Center. At the bottom, there is a footer with "Emergency Links", "Public Dashboard", "MetaBIM, Inc." contact details, and the MetaBIM logo with a copyright notice.

San Francisco State University | A-Z Index | Calendar | Login | Print Version

Navbar | Home : Public : Login

4/3/19 | 8:48 am | CSU | Login

[Apply for Account](#) **Public Dashboard - Login Required** [Forgot Password?](#)

Please login by providing your username and password in the fields below. If you're a new user, please follow the *Apply for Account* link to the left. If you've forgotten your password, follow the link at the right to receive a *Password Reminder* email message.

Username:

Password:

Login

If you have additional questions about any of the information on the SF State FacilitiesLink website, or need technical support with these pages, please contact the **Customer Service Center in Facilities Services** by phone at **(415) 338-1568** or by email at splantops@sfsu.edu.

[Emergency Links](#) | [Public Dashboard](#) [Help Manuals](#)

MetaBIM, Inc.
5321 Scotts Valley Drive, Suite 105
Scotts Valley, CA 95066
Phone: (831) 316-7647

MetaBIM
© 2012-19 All Rights Reserved

Enter your email address that you used to create your account into the space provided and click send. If you do not receive an email with your password please contact your system administrator for support.

SF State FacilitiesLink San Francisco State University | A-Z Index | Calendar | Login | Print Version

Navbar | Home | Public | Login | Reminder 4/3/19 9:27 am CSU Login

Public Dashboard - Password Reminder

Please enter your email address into the field provided. The system will send a password reminder message to your email address. Note, you will need to change your password afterwards, since email is sent over the Internet in clear text like a postcard.

Email Address:

Send

If you have additional questions about any of the information on the SF State FacilitiesLink website, or need technical support with these pages, please contact the Customer Service Center in Facilities Services by phone at (415) 338-1568 or by email at <plantops@sfsu.edu>.

Emergency Links | Public Dashboard | Help Manuals

MetaBIM, Inc.
5321 Scotts Valley Drive, Suite 105
Scotts Valley, CA 95066
Phone: (831) 316-7647

MetaBIM
© 2012-19 All Rights Reserved

Once logged in, you can begin to use the public dashboard to Request Work and Browse work requests using the links provided. For further instruction and support please contact the System Administrator.

SF State FacilitiesLink | San Francisco State University | A-Z Index | Calendar | Login | Print Version

Navbar | Home : Public | metabim | 4/3/19 | 8:56 am | CSU | Logout

Public Dashboard - Welcome!

Request Work

Calls: 7 Received
Active: 7 Work Orders
Closed: 0 Work Orders

[Browse Work Requests](#)

Reserve Facility

Calls: 7 Received
Active: 7 Events
Closed: 0 Events

[View Facilities Reservations](#)

Reserve Equipment

Calls: 7 Received
Active: 7 Items
Closed: 0 Items

[View Equipment Reservations](#)

Request Keys

Calls: 1 Received
Requests: Key Requests
Checkouts: Key Checkouts

[View Key Control Report](#)

Request Space

Calls: 1 Received
Active: Space Moves
Closed: Space Moves

[View Space Moves Report](#)

Request Project

Calls: 1 Received
Active: Projects
Closed: Projects

[View Projects Report](#)

If you have additional questions about any of the information on the SF State FacilitiesLink website, or need technical support with these pages, please contact the **Customer Service Center in Facilities Services** by phone at **(415) 338-1568** or by email at plantops@stsuo.edu.

