



FS – SFSU Facilities Services

Logging In as a MySFSU Portal Account Holder

For further support or additional training materials please contact the Customer Service Center in Facilities Services by phone at (415) 338-1568 or by email at plantops@sfsu.edu

To log into the MetaBIM system as a MySFSU Portal or Gateway account holder click on the 'SF State Gateway MySFSU Portal' Link.

SF State FacilitiesLink

San Francisco State University | A-Z Index | Calendar | Login | Print Version

Navbar | Home : Public | 4/3/19 8:48 am | CSU | Login

Login to FacilitiesLink

SF State Gateway MySFSU Portal

EFH Community Housing Tenants

SFSU Affiliates Consultants / Guests

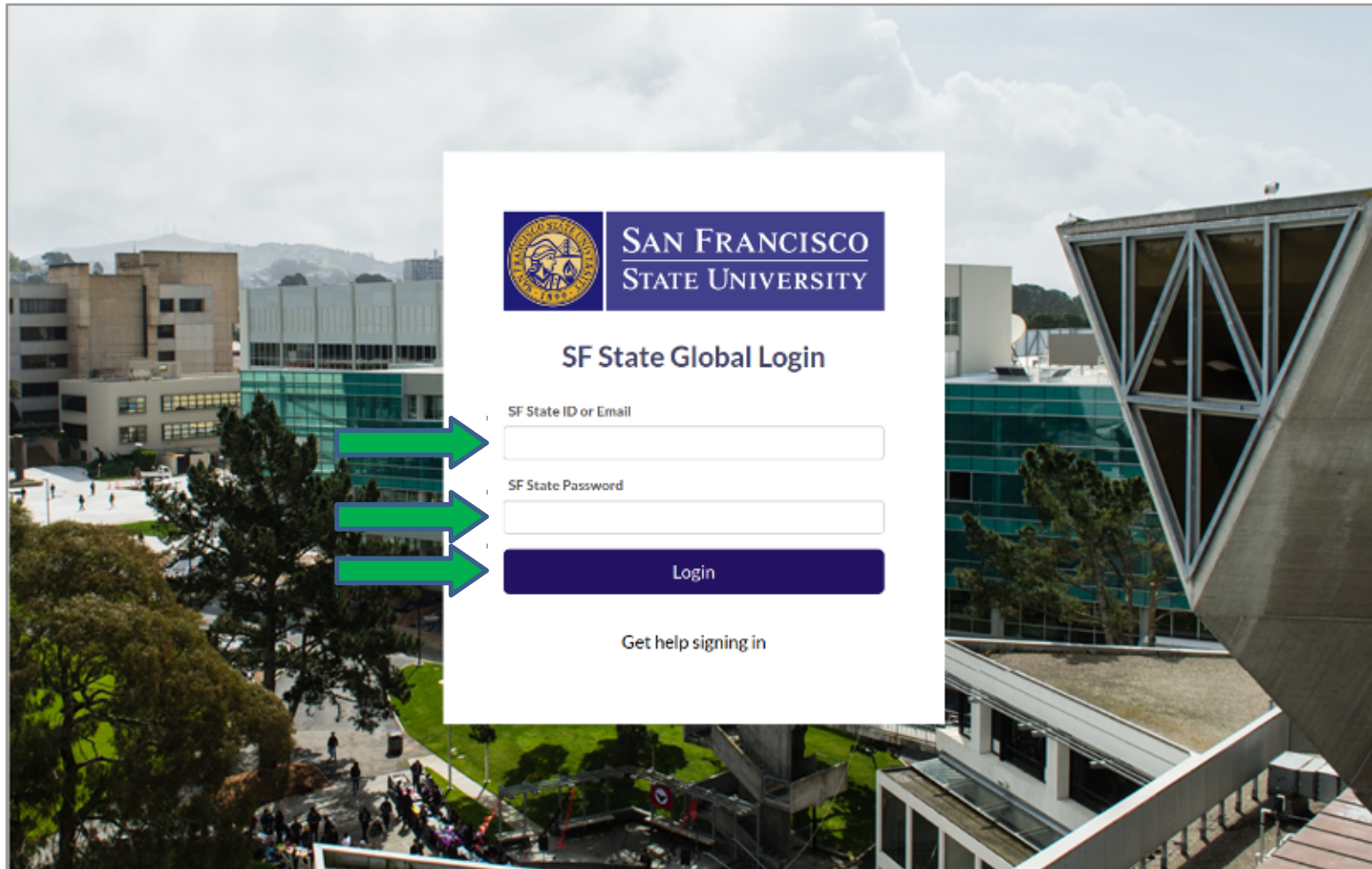
[Login Instructions](#)

[Login Instructions](#)


[Login Instructions](#)

If you have additional questions about any of the information on the SF State FacilitiesLink website, or need technical assistance with these pages, please contact the **Customer Service Center in Facilities Services** by phone at (415) 338-1568 or by email at plantops@sfsu.edu.

Log into the system using your SF State ID or Email and SF State Password. Click Login when complete.



The image shows a login form for San Francisco State University (SFSU) overlaid on a background photograph of a university campus. The form is white with a blue header containing the SFSU seal and the text "SAN FRANCISCO STATE UNIVERSITY". Below the header, the title "SF State Global Login" is centered. The form includes two input fields: "SF State ID or Email" and "SF State Password". A blue "Login" button is positioned below the password field. A link "Get help signing in" is located at the bottom of the form. Three green arrows point from the left towards the input fields and the login button, indicating the login process.

 **SAN FRANCISCO
STATE UNIVERSITY**

SF State Global Login

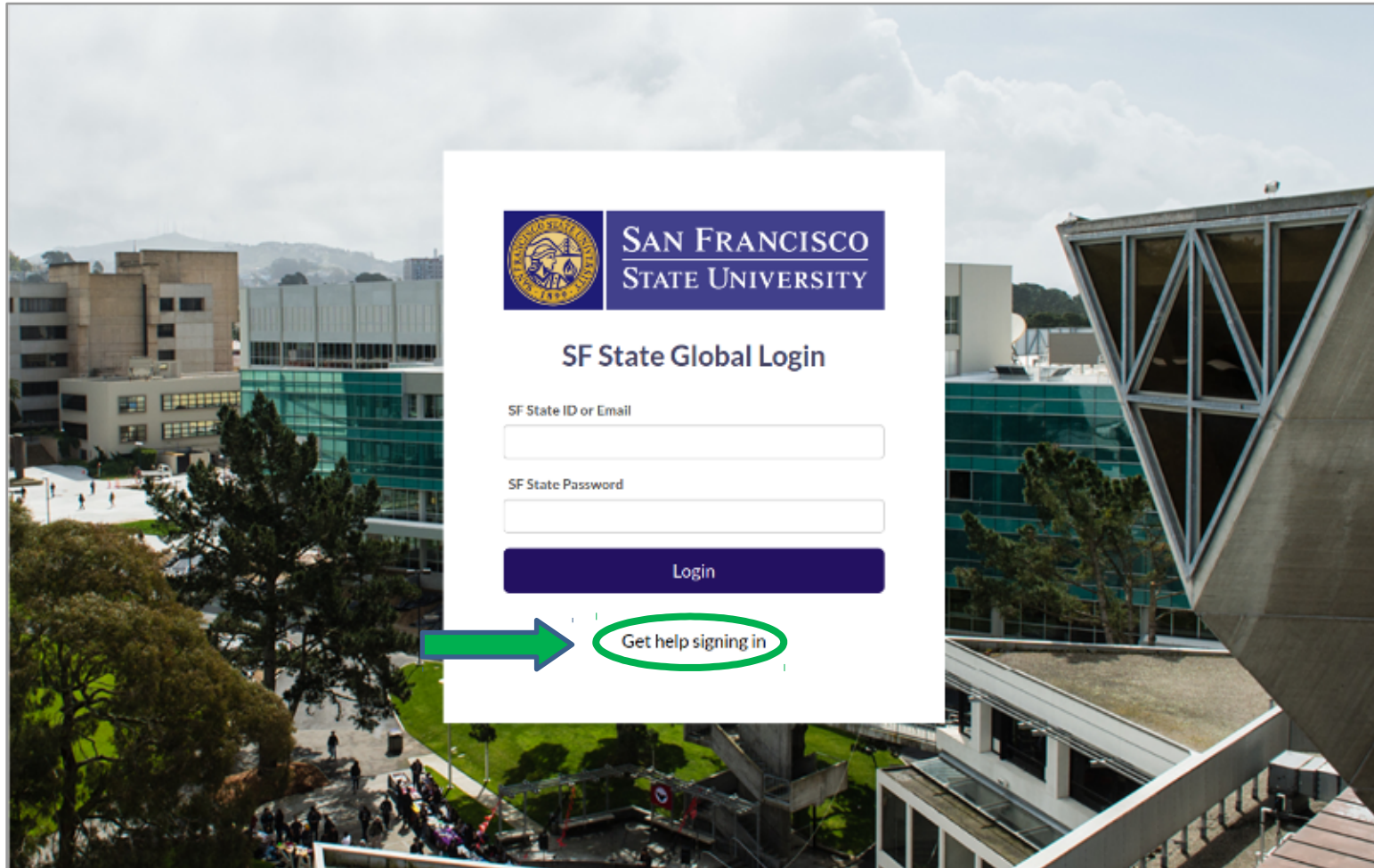
SF State ID or Email

SF State Password

Login


[Get help signing in](#)

If you need any support logging in click on the 'Get help signing in' link.



If you don't have a FacilitiesLink account you will arrive on the FacilitiesLink Public Dashboard. From here you can make Work Order Requests and Check the status of your Work Requests.



**SF State FacilitiesLink**

San Francisco State University | A-Z Index | Calendar | Login | Print Version


Navbar | Home : Public

metabim 4/3/19 8:56 am CSU Logout

Public Dashboard - Welcome!

Request Work


Calls: 7 Received
Active: 7 Work Orders
Closed: 0 Work Orders



Browse Work Requests

Request Keys


Calls: 1 Received
Requests: Key Requests
Checkouts: Key Checkouts



View Key Control Report

Reserve Facility


Calls: 7 Received
Active: 7 Events
Closed: 0 Events



View Facilities Reservations

Request Space


Calls: 1 Received
Active: Space Moves
Closed: Space Moves



View Space Moves Report

Reserve Equipment


Calls: 7 Received
Active: 7 Items
Closed: 0 Items



View Equipment Reservations


Request Project

Calls: 1 Received
Active: Projects
Closed: Projects



View Projects Report

If you have additional questions about any of the information on the SF State FacilitiesLink website, or need technical support with these pages, please contact the Customer Service Center in Facilities Services by phone at (415) 338-1568 or by email at <plantops@sfsu.edu>.


SF State FacilitiesLink












































[San Francisco State University](#) | [A-Z Index](#) | [Calendar](#) | [Login](#) | [Print Version](#)

[Navbar](#) | [Home](#)


metabim | 4/3/19 | 9:19 am | CSU | [Logout](#)


There are 2740 pending room changes. There are 10 pending floor changes. There are 76 pending building changes.


SF State FacilitiesLink


 My Info Data Connections	 Leasing Landlords, Tenants	 Major Capital Reports, Home Pages	 PHOTOS
 Campuses Regions, Locations	 Equipment Asset Management	 Minor Projects Reports, Home Pages	 Schedules Dates, Events, Calendars
 Buildings Home Pages, Reports	 Features Non-Equipment Assets	 Insurance OCIP / BRIP Programs	 Timecard Hours, Labor, Reporting
 Grounds Maps, Site Features	 Conditions Designations, Hazards	 Relocations Expansions and Moves	 Documents Online Folders / Files
 Floor Plans Existing Condition CAD	 Infrastructure Major / Site Utilities	 Call Center Active Issues Board	 Pictures Image Galleries, Uploads
 Space Inventory Rooms, Space, Reports	 Energy Energy Reporting	 Work Orders Work Control, Reports	 Comments Online Forums, Blogs
 Divisions VPs, Colleges, Auxiliaries	 Instruction Class Schedule	 Mobile Work Track Time and Status	 Database Queries, Data Mining
 Departments Org Chart, Home Pages	 Research Sponsored Projects	 Campus Maps Aerial, Site, GIS/CAD	 GIS Explorer Features, Linework
 Space Type Space Classifications	 Indirect Cost Research Accounting	 Roof Plans Composite Roof Plans	 Events Facilities Scheduling
 Function Activity Classifications	 Key Control Locks, Keys, Requests	 Plan Sets Construction Drawings	 ISES Corp AMS Integration Link
 Property Parcels, Easements	 Master Plans Map, Legend, Narrative	 Contacts Directory, Address Books	

If you have additional questions about any of the information on the SF State FacilitiesLink website, or need technical support with these pages, please contact the **Customer Service Center in Facilities Services** by phone at (415) 338-1566 or by email at plantops@sfsu.edu.



[Public Dashboard](#)


[Add Bookmark](#)


[Administrator](#)


[Help Manuals](#)

For support with the FacilitiesLink system contact the SFSU system administrator referenced at the bottom of the page.



SF State FacilitiesLink

[San Francisco State University](#) | [A-Z Index](#) | [Calendar](#) | [Login](#) | [Print Version](#)

Navbar | [Home](#)


metabim | 4/3/19 | 9:19 am | [CSU](#) | [Logout](#)

There are 2740 pending room changes. There are 10 pending floor changes. There are 76 pending building changes.


SF State FacilitiesLink



My Info
Data Connections




Campuses
Regions, Locations




Buildings
Home Pages, Reports



Grounds
Maps, Site Features




Floor Plans
Existing Condition CAD



Space Inventory
Rooms, Space, Reports




Divisions
VPs, Colleges, Auxiliaries




Departments
Org Chart, Home Pages



Space Type
Space Classifications



Function
Activity Classifications




Property
Parcels, Easements




Leasing
Landlords, Tenants




Equipment
Asset Management




Features
Non-Equipment Assets



Conditions
Designations, Hazards



Infrastructure
Major / Site Utilities




Energy
Energy Reporting




Instruction
Class Schedule




Research
Sponsored Projects




Indirect Cost
Research Accounting



Key Control
Locks, Keys, Requests




Master Plans
Map, Legend, Narrative



Major Capital
Reports, Home Pages



Minor Projects
Reports, Home Pages




Insurance
OCIP / BRIP Programs




Relocations
Expansions and Moves




Call Center
Active Issues Board




Work Orders
Work Control, Reports




Mobile Work
Track Time and Status




Campus Maps
Aerial, Site, GIS/CAD



Roof Plans
Composite Roof Plans




Plan Sets
Construction Drawings




Contacts
Directory, Address Books



Schedules
Dates, Events, Calendars



Timecard
Hours, Labor, Reporting




Documents
Online Folders / Files




Pictures
Image Galleries, Uploads




Comments
Online Forums, Blogs




Database
Queries, Data Mining



GIS Explorer
Features, Linework




Events
Facilities Scheduling




ISES Corp
AMS Integration Link


PHOTOS




If you have additional questions about any of the information on the SF State FacilitiesLink website, or need technical support with these pages, please contact the **Customer Service Center in Facilities Services** by phone at (415) 338-1568 or by email at plantops@sfsu.edu.

 [Emergency Links](#)

 [Public Dashboard](#)

 [Add Bookmark](#)

 [Administrator](#)

 [Help Manuals](#)